



# TORAGE

**Unique Stainless Steel Solutions**

**Storage Cabinets**

**Storage Shelves**

**Storage Racks**



All Palbam Class cleanroom cabinets have been specially designed to be either shipped flat packed and assembled by customer or shipped assembled. The choice is yours.

Assembly Instructions are included with all cabinets. Assembly is quick and easy requiring no special tools or expertise.

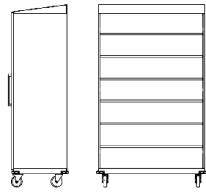
Fabrication materials: stainless steel 304 with electropolished finish.

## FULL LENGTH CABINETS - 2 DOORS



Cleanroom Full Length Storage Cabinets with 2 swing doors. All shelves are removable. Available with either leveler legs or cleanroom casters. Sloping roof is standard. Fabrication material stainless steel 304 with electropolished finish.

**In stock for immediate shipping.**



### Why do we recommend shipping cabinets flat packed?

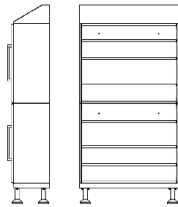
- Reduces Shipping Costs
- Reduces likelihood of damage occurring during transport & storage
- Interchangeable parts – allows for future alterations if required

### Shipped flat packed

Product	LxWxH (mm)	LxWxH ( " )	Cat. No.
Full length Cabinet 2 doors 6 shelves on leveler legs	1200x600x2100	48x24x83	<b>JF1260</b>
Full length Cabinet 2 doors 6 shelves on casters	1200x600x2100	48x24x83	<b>JF1260C</b>

To ship assembled add – AS after catalog #

## FULL LENGTH CABINETS - 4 DOORS



### Shipped flat packed

Product	LxWxH (mm)	LxWxH ( " )	Cat. No.
Full length Cabinet 4 doors 6 shelves	1000x380x2000	40x15x79	<b>Q1001</b>
Full length Cabinet 4 doors 6 shelves	1200x450x2000	48x18x79	<b>Q1002</b>

To ship assembled add – AS after catalog #

## FULL LENGTH CABINET - 2 DOORS



Cleanroom Full Length storage cabinets with 2 swing doors. All shelves are removable. Available with either leveller legs or on casters. Sloping roof is standard. Fabrication material stainless steel 304 with electropolished finish.



### Why do we recommend shipping cabinets flat packed?

- Reduces Shipping Costs
- Reduces likelihood of damage occurring during transport & storage
- Interchangeable parts – allows for future alterations if required

### Shipped flat packed

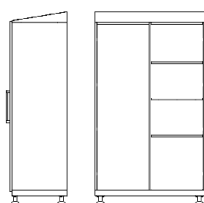
Product	LxWxH (mm)	LxWxH ( " )	Cat. No.
Full length Cabinet 2 doors 4 shelves on leveller legs	900x600x2100	36x24x83	<b>JF0960</b>
Full length Cabinet 2 doors 4 shelves on casters	900x600x2100	36x24x83	<b>JF0960C</b>

To ship assembled add – AS after catalog #

## CLEANERS CABINET - 2 DOORS



Designed for storing mops and cleaning materials. Fabrication material stainless steel 304 with electropolished finish.



### Shipped flat packed

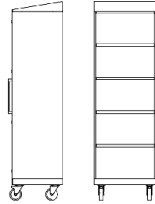
Product	LxWxH (mm)	LxWxH ( " )	Cat. No.
Cleaners Cabinet on leveller legs	1200x600x1800	48x24x72	<b>JC1260</b>
Cleaners Cabinet on casters	1200x600x1800	48x24x72	<b>JC1260C</b>
Cleaners Cabinet on leveler legs	800x500x1800	32x20x72	<b>JC0850</b>
Cleaners Cabinet on casters	800x500x1800	32x20x72	<b>JC0850C</b>

To ship assembled add – AS after catalog #

## CABINETS WITH GLASS DOORS



New modern design cleanroom cabinets with safety glass doors allowing easy inspection of contents. Fabrication material stainless steel 304 electropolished finish.



Product	LxWxH (mm)	LxWxH (")	Cat. No.
Full Length Cabinet 2 Glass Doors and 4 shelves on leveller legs	660x600x2100	26x24x83	<b>JG0654</b>
Full Length Cabinet 2 Glass Doors and 4 shelves on casters	660x600x2100	26x24x83	<b>JG0654C</b>
Full Length Cabinet 1 Glass Door and 4 shelves on leveller legs	500x600x2100	20x24x83	<b>JG0554</b>
Full Length Cabinet 1 Glass Door and 4 shelves on casters	500x600x2100	20x24x83	<b>JG0554C</b>

## SOILED GARMENT CABINET - 1 DOOR



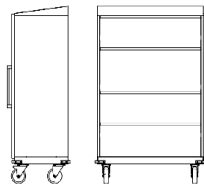
This cabinet is designed to assist in the degowning and collection of soiled garments for washing. The top flap allows for easy disposal and the door has a latch allowing easy emptying by cleaning contractor. Fabrication material stainless steel 304 electropolished finish.

### Shipped flat packed

Product	LxWxH (mm)	LxWxH (")	Cat. No.
Soiled Garment Cabinet - Flat Top	660x540x1950	26x21x77	<b>GC0608</b>
Soiled Garment Cabinet - Sloping Top	660x540x2150	26x21x85	<b>GC0608S</b>

To ship assembled add – AS after catalog #

### 3/4 HEIGHT CABINETS - 2 DOORS



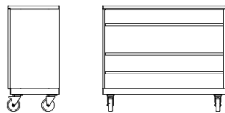
2 Doors and 3 removable shelves

#### Shipped flat packed

Product	LxWxH (mm)	LxWxH (")	Cat. No.
3/4 Height Cabinet on leveller legs	900x500x1500	36x20x59	JED950
3/4 Height Cabinet on casters	900x500x1500	36x20x59	JED950C

To ship assembled add – AS after catalog #

### 1/2 HEIGHT CABINETS - 2 DOORS



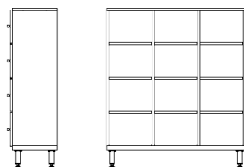
2 Doors and 3 removable shelves

#### Shipped flat packed

Product	LxWxH (mm)	LxWxH (")	Cat. No.
1/2 Height Cabinet on leveller legs	1200x523x1040	48x20.5x41	JH1250
1/2 Height Cabinet on casters	1200x523x1040	48x20.5x41	JH1250C

To ship assembled add – AS after catalog #

### LOCKER CABINETS



12 compartments for personal item storage

Product	LxWxH (mm)	LxWxH (")	Cat. No.
12 Compartment Cabinet on leveller legs	1178x400x1360	46.5x16x54	SC1111
12 Compartment Cabinet on casters	1178x400x1360	46.5x16x54	SC1111C

## 4 DRAWER CABINET - UNDER TABLE



This 4 drawer cabinet is available on casters.  
 Is suitable for placing under tables. One lock locks all drawers.  
 Fabrication material: stainless steel 304L with electro-polished finish.

Product	LxWxH (mm)	LxWxH ( " )	Cat. No.
4 Drawer cabinet – under table	400x460x683	16x18x27	QD0402

## 4 DRAWER CABINET



This 4 drawer cabinet is available on leveler legs.  
 Fabrication material: stainless steel 304L with electro-polished finish.

Product	LxWxH (mm)	LxWxH ( " )	Cat. No.
4 Drawer cabinet	600x460x1000	24x18x39.5	QD0601

## 4 DRAWER FILING CABINET



This 4 drawer cabinet is available on leveler legs.  
 Fabrication material: stainless steel 304L with electro-polished finish.

Product	LxWxH (mm)	LxWxH ( " )	Cat. No.
4 Drawer filing cabinet	600x460x1060	24x18x42	QD0602

## 12 DRAWER CABINET



This 12 drawer cabinet is available on leveler legs or casters with brakes. Fabrication material: stainless steel 304L with electro-polished finish.

Product	LxWxH (mm)	LxWxH ( " )	Cat. No.
12 Drawer Cabinet on Leveler Legs	860x460x1354	34x18x53.5	QD0901
12 Drawer Cabinet on Casters	860x460x1354	34x18x53.5	QD0901C

## 10 DRAWER CABINET



This 10 drawer cabinet is available on leveler legs or casters with brakes. 6 small drawers & 4 Large Drawers. Fabrication material: stainless steel 304L with electro-polished finish.

Product	LxWxH (mm)	LxWxH ( " )	Cat. No.
10 Drawer Cabinet on Leveler Legs	860x460x1534	34x18x60	QD0902
10 Drawer Cabinet on Casters	860x460x1534	34x18x60	QD0902C

## 2 DOOR 9 DRAWER CABINET



This 2 Door 9 Drawer Cabinet is available only on leveler legs which must be connected to floor to prevent tipping. Ideal cabinet for storage of range of items. Inside door section are 3 removable shelves each with 3 removable dividers. Fabrication material: stainless steel 304L with electro-polished finish.

Product	LxWxH (mm)	LxWxH ( " )	Cat. No.
2 Door 9 drawer cabinet	908x460x1673	36x18x66	QD0903

## WALL MOUNT CABINETS



These unique cabinets have a high quality finish and can be shipped unassembled - "flat - packed". Assembly easy and quick. Instructions included. Fabrication material: Stainless Steel 304 with Electropolished finish.

Product	LxWxH (mm)	LxWxH ( " )	Cat. No.
Wall Mount Cabinet - 1 door 3 shelves	460x300x800	18x12x32	<b>Q4620</b>
Wall Mount Cabinet - 2 door 6 shelves	920x300x800	36x12x32	<b>Q4621</b>



This product has 2 safety glass doors and one removable internal shelf. Fabrication materials: Stainless Steel 304 and electropolished finish and safety glass. Modern Hi-Tech Design

Product	LxWxH (mm)	LxWxH ( " )	Cat. No.
Wall Mount Cabinet 2 Glass Doors	800x300x600	31.5x12x24	<b>QW0801</b>



## PASS-THROUGH CABINETS




Pass-throughs for contamination free transfer of materials in and out of the cleanroom. Seamless construction suitable for all cleanroom industries. Manufactured from stainless steel 304L or sst 316L with electro-polished finish. Static dissipative windows.

New Electrical door interlock as standard, allowing only one door to be opened at a time.

Product	LxWxH (mm)	LxWxH (")	Cat. No.
Pass Through	600x400x600	24x16x24	<b>PT-6060</b>
Pass Through	700x400x700	28x16x28	<b>PT-7070</b>
Pass Through	800x400x800	32x16x32	<b>PT-8080</b>

**Custom dimensions also manufactured.**

**High quality welding and finishing for seamless design**



### GOWNING CABINET - Packaged Items



Cabinet manufactured from stainless steel 304 and electro-polished

#### Shipped flat packed

Product	LxWxH (mm)	LxWxH ( " )	Cat. No.
Gowning Cabinet on leveler legs	800x400x2100	32x16x82	<b>GF0801</b>
This is a narrow cabinet so only supplied on leveler legs			

To ship assembled add – AS after catalog #

### GOWNING CABINET - Gowns & Booties



Cabinet manufactured from stainless steel 304 and electro-polished with safety glass doors

#### Shipped flat packed

Product	LxWxH (mm)	LxWxH ( " )	Cat. No.
Gowning Cabinet on leveler legs	1300x500x2100	51x20x82	<b>JG1350</b>
Gowning Cabinet on casters	1300x500x2100	51x20x82	<b>JG1350C</b>

To ship assembled add – AS after catalog #

## PALBAM CLASS - Unique Flat Packed Cleanroom Cabinets

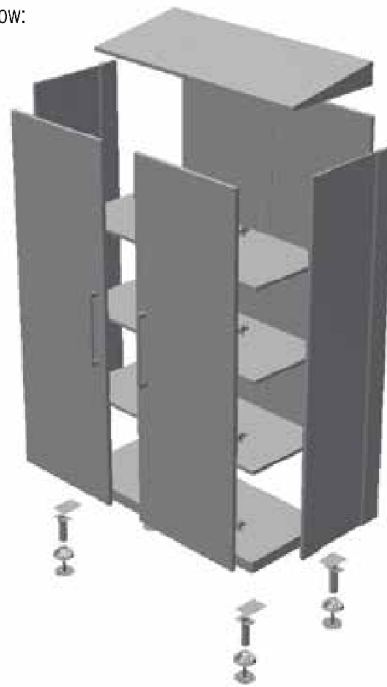
Manufacturing with stainless steel 304 (316 upon request) and with an electro-polished finish the cabinets are of the highest quality suitable for cleanroom usage.

The unique flat packed design allows for the cabinets to be shipped economically and safely to your site. Cabinets are easily assembled and no special tools are required.

The below view of a sample cabinet shows how simply the cabinets are designed and assembled. This special design also allows us to fully electro-polish each part ensuring the highest level of corrosion protection and clean smooth surfaces.

Sample Palbam Class Cleanroom Cabinet Assembly shown below:

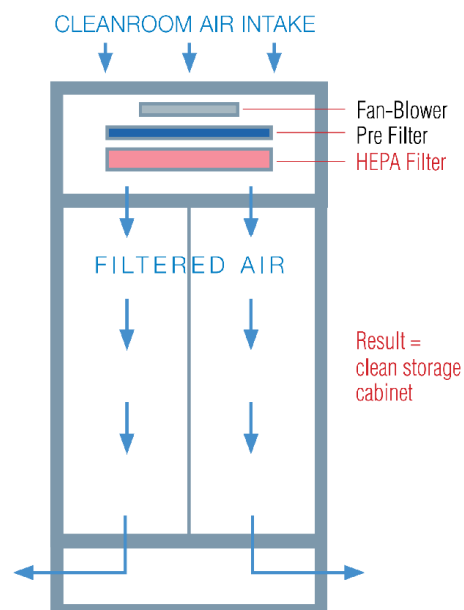
- Flat Packed
- Fully electro-polished
- Economical shipping
- Minimizes shipping damage
- Replaceable parts
- Unique to Palbam Class



## HEPA FILTERED CABINETS

Palbam Class is now offering HEPA filtered cabinets where extra cleanliness is required. For example Gowning Cabinets can now be supplied with a steady flow of HEPA filtered air. Contact us for details.

See page 10 for details



## SHELF UNITS - SOLID



Shelf Unit Solid on Legs

Palbam Class offers a high quality range of solid or perforated shelving units fabricated from stainless steel 304 with electropolished finish and Al.anodized connectors.

The units are available on leveler legs or 5 inch diameter cleanroom casters.

The standard unit consists of 4 shelves. Extra shelves can be added.

The shelving is adjustable every 100 mm / 4".

### Solid Shelves 400mm Widths / 16" Widths

Product	LxWxH (mm)	LxWxH ( " )	Cat. No.
4 Solid Shelves Unit - leveler legs	1000x400x1900	40x16x75	<b>SU-1040-4-S</b>
4 Solid Shelves Unit - on casters	1000x400x1900	40x16x75	<b>SU-1040-4-S-Casters</b>
4 Solid Shelves Unit - leveler legs	1100x400x1900	43x16x75	<b>SU-1140-4-S</b>
4 Solid Shelves Unit - on casters	1100x400x1900	43x16x75	<b>SU-1140-4-S-Casters</b>
4 Solid Shelves Unit - leveler legs	1200x400x1900	48x16x75	<b>SU-1240-4-S</b>
4 Solid Shelves Unit - on casters	1200x400x1900	48x16x75	<b>SU-1240-4-S-Casters</b>
4 Solid Shelves Unit - leveler legs	1300x400x1900	51x16x75	<b>SU-1340-4-S</b>
4 Solid Shelves Unit - on casters	1300x400x1900	51x16x75	<b>SU-1340-4-S-Casters</b>
4 Solid Shelves Unit - leveler legs	1400x400x1900	56x16x75	<b>SU-1440-4-S</b>
4 Solid Shelves Unit - on casters	1400x400x1900	56x16x75	<b>SU-1440-4-S-Casters</b>
4 Solid Shelves Unit - leveler legs	1500x400x1900	59x16x75	<b>SU-1540-4-S</b>
4 Solid Shelves Unit - on casters	1500x400x1900	59x16x75	<b>SU-1540-4-S-Casters</b>
4 Solid Shelves Unit - leveler legs	1600x400x1900	63x16x75	<b>SU-1640-4-S</b>
4 Solid Shelves Unit - on casters	1600x400x1900	63x16x75	<b>SU-1640-4-S-Casters</b>



Shelf Unit Solid on Casters

### Solid Shelves 600mm widths / 24" Widths

Product	LxWxH (mm)	LxWxH ( " )	Cat. No.
4 Solid Shelves Unit - leveler legs	1000x600x1900	40x24x75	<b>SU-1060-4-S</b>
4 Solid Shelves Unit - on casters	1000x600x1900	40x24x75	<b>SU-1060-4-S-Casters</b>
4 Solid Shelves Unit - leveler legs	1100x600x1900	43x24x75	<b>SU-1160-4-S</b>
4 Solid Shelves Unit - on casters	1100x600x1900	43x24x75	<b>SU-1160-4-S-Casters</b>
4 Solid Shelves Unit - leveler legs	1200x600x1900	48x24x75	<b>SU-1260-4-S</b>
4 Solid Shelves Unit - on casters	1200x600x1900	48x24x75	<b>SU-1260-4-S-Casters</b>
4 Solid Shelves Unit - leveler legs	1300x600x1900	51x24x75	<b>SU-1360-4-S</b>
4 Solid Shelves Unit - on casters	1300x600x1900	51x24x75	<b>SU-1360-4-S-Casters</b>
4 Solid Shelves Unit - leveler legs	1400x600x1900	56x24x75	<b>SU-1460-4-S</b>
4 Solid Shelves Unit - on casters	1400x600x1900	56x24x75	<b>SU-1460-4-S-Casters</b>
4 Solid Shelves Unit - leveler legs	1500x600x1900	59x24x75	<b>SU-1560-4-S</b>
4 Solid Shelves Unit - on casters	1500x600x1900	59x24x75	<b>SU-1560-4-S-Casters</b>
4 Solid Shelves Unit - leveler legs	1600x600x1900	63x24x75	<b>SU-1660-4-S</b>
4 Solid Shelves Unit - on casters	1600x600x1900	63x24x75	<b>SU-1660-4-S-Casters</b>

## SHELF UNITS PERFORATED



Shelf Unit Perforated on Legs

### Perforated Shelves 400mm Widths / 16" Widths

Product	LxWxH (mm)	LxWxH ( " )	Cat. No.
4 Perforated Shelves Unit - leveler legs	1000x400x1900	40x16x75	<b>SU-1040-4-P</b>
4 Perforated Shelves Unit - on casters	1000x400x1900	40x16x75	<b>SU-1040-4-P-Casters</b>
4 Perforated Shelves Unit - leveler legs	1100x400x1900	43x16x75	<b>SU-1140-4-P</b>
4 Perforated Shelves Unit - on casters	1100x400x1900	43x16x75	<b>SU-1140-4-P-Casters</b>
4 Perforated Shelves Unit - leveler legs	1200x400x1900	48x16x75	<b>SU-1240-4-P</b>
4 Perforated Shelves Unit - on casters	1200x400x1900	48x16x75	<b>SU-1240-4-P-Casters</b>
4 Perforated Shelves Unit - leveler legs	1300x400x1900	51x16x75	<b>SU-1340-4-P</b>
4 Perforated Shelves Unit - on casters	1300x400x1900	51x16x75	<b>SU-1340-4-P-Casters</b>
4 Perforated Shelves Unit - leveler legs	1400x400x1900	56x16x75	<b>SU-1440-4-P</b>
4 Perforated Shelves Unit - on casters	1400x400x1900	56x16x75	<b>SU-1440-4-P-Casters</b>
4 Perforated Shelves Unit - leveler legs	1500x400x1900	59x16x75	<b>SU-1540-4-P</b>
4 Perforated Shelves Unit - on casters	1500x400x1900	59x16x75	<b>SU-1540-4-P-Casters</b>
4 Perforated Shelves Unit - leveler legs	1600x400x1900	63x16x75	<b>SU-1640-4-P</b>
4 Perforated Shelves Unit - on casters	1600x400x1900	63x16x75	<b>SU-1640-4-P-Casters</b>

### Perforated Shelves 600mm Widths / 24" Widths




Shelf Unit Perforated on Casters

Product	LxWxH (mm)	LxWxH ( " )	Cat. No.
4 Perforated Shelves Unit - leveler legs	1000x600x1900	40x24x75	<b>SU-1060-4-P</b>
4 Perforated Shelves Unit - on casters	1000x600x1900	40x24x75	<b>SU-1060-4-P-Casters</b>
4 Perforated Shelves Unit - leveler legs	1100x600x1900	43x24x75	<b>SU-1160-4-P</b>
4 Perforated Shelves Unit - on casters	1100x600x1900	43x24x75	<b>SU-1160-4-P-Casters</b>
4 Perforated Shelves Unit - leveler legs	1200x600x1900	48x24x75	<b>SU-1260-4-P</b>
4 Perforated Shelves Unit - on casters	1200x600x1900	48x24x75	<b>SU-1260-4-P-Casters</b>
4 Perforated Shelves Unit - leveler legs	1300x600x1900	51x24x75	<b>SU-1360-4-P</b>
4 Perforated Shelves Unit - on casters	1300x600x1900	51x24x75	<b>SU-1360-4-P-Casters</b>
4 Perforated Shelves Unit - leveler legs	1400x600x1900	56x24x75	<b>SU-1460-4-P</b>
4 Perforated Shelves Unit - on casters	1400x600x1900	56x24x75	<b>SU-1460-4-P-Casters</b>
4 Perforated Shelves Unit - leveler legs	1500x600x1900	59x24x75	<b>SU-1560-4-P</b>
4 Perforated Shelves Unit - on casters	1500x600x1900	59x24x75	<b>SU-1560-4-P-Casters</b>
4 Perforated Shelves Unit - leveler legs	1600x600x1900	63x24x75	<b>SU-1660-4-P</b>
4 Perforated Shelves Unit - on casters	1600x600x1900	63x24x75	<b>SU-1660-4-P-Casters</b>

### MINI SHELF



The mini shelf fits anywhere. Wall mounted. Available - solid or perforated. Fabrication material stainless steel 304 with electropolished finish.



Product	LxWxH (mm)	LxWxH ( " )	Cat. No.
Mini Shelf Solid	600x450x260	24x18x8	<b>MB06045-S</b>
Mini Shelf Solid	700x450x260	28x18x8	<b>MB07045-S</b>
Mini Shelf Solid	800x450x260	32x18x8	<b>MB08045-S</b>
Mini Shelf Solid	900x450x260	36x18x8	<b>MB09045-S</b>
Mini Shelf Solid	1000x450x260	40x18x8	<b>MB10045-S</b>
Mini Shelf Solid	1100x450x260	44x18x8	<b>MB11045-S</b>
Mini Shelf Solid	1200x450x260	48x18x8	<b>MB12045-S</b>
Mini Shelf Perforated	600x450x260	24x18x8	<b>MB-06045-P</b>
Mini Shelf Perforated	700x450x260	28x18x8	<b>MB-07045-P</b>
Mini Shelf Perforated	800x450x260	32x18x8	<b>MB-08045-P</b>
Mini Shelf Perforated	900x450x260	36x18x8	<b>MB-09045-P</b>
Mini Shelf Perforated	1000x450x260	40x18x8	<b>MB-10045-P</b>
Mini Shelf Perforated	1100x450x260	44x18x8	<b>MB-11045-P</b>
Mini Shelf Perforated	1200x450x260	48x18x8	<b>MB-12045-P</b>

### FOLD DOWN MINI SHELF



When not in use this mini shelf can be folded down against the wall. Ideal for tight areas where space is limited. Fabrication material: stainless steel 304 with electropolished finish



Product	LxWxH (mm)	LxWxH ( " )	Cat. No.
Fold Down Mini Shelf	600x450x260	24x18x8	<b>WN0601</b>
Fold Down Mini Shelf	700x450x260	28x18x8	<b>WN0701</b>
Fold Down Mini Shelf	800x450x260	32x18x8	<b>WN0801</b>
Fold Down Mini Shelf	900x450x260	36x18x8	<b>WN0901</b>
Fold Down Mini Shelf	1000x450x260	40x18x8	<b>WN1001</b>
Fold Down Mini Shelf	1100x450x260	44x18x8	<b>WN1101</b>
Fold Down Mini Shelf	1200x450x260	48x18x8	<b>WN1201</b>
Fold Down Mini Shelf - Perforated	600x450x260	24x18x8	<b>WN0610</b>
Fold Down Mini Shelf - Perforated	700x450x260	28x18x8	<b>WN0710</b>
Fold Down Mini Shelf - Perforated	800x450x260	32x18x8	<b>WN0810</b>
Fold Down Mini Shelf - Perforated	900x450x260	36x18x8	<b>WN0910</b>
Fold Down Mini Shelf - Perforated	1000x450x260	40x18x8	<b>WN1010</b>
Fold Down Mini Shelf - Perforated	1100x450x260	44x18x8	<b>WN1110</b>
Fold Down Mini Shelf - Perforated	1200x450x260	48x18x8	<b>WN1210</b>

### WIP RACK 8" - Floor Mount



This WIP rack is suitable for 8" boxes and SMIF pods. Dedicated ports with integral signing allow easy identification, WIP identification system attachment is also possible. Minimal surfaces keep material clean and safe. Available in a variety of sizes. Fabrication material: 304 stainless steel, electropolished.

Product	LxWxH (mm)	LxWxH (inch)	Cat. No.
WIP Rack 4 lots	468x330x1555mm	18.5x13x61	SW0402
WIP Rack 8 lots	831x330x1555mm	33x13x61	SW0805
WIP Rack 12 lots	1194x330x1555mm	47x13x61	SW1101
WIP Rack 16 lots	1557x330x1555mm	61x13x61	SW1501


### FOUP/FOSB - Shelving



Special nests designed to safely house FOUP & FOSB wafer boxes - used in 300 mm Wafer Fabs. Fabricated from stainless 304 with electropolished finish. Delivered flat packed. Assembly instructions included.

Product	LxWxH (mm)	LxWxH (inch)	Cat. No.
FOUP / FOSB Rack - 3 nests	560x537x1768	22x21x70	FR-3
FOUP / FOSB Rack - 6 nests	1096x537x1768	43x21x70	FR-6
FOUP / FOSB Rack - 9 nests	1644x537x1768	65x21x70	FR-9
FOUP / FOSB Rack - 12 nests	2200x537x1768	86x21x70	FR-12

### RETICLE STORAGE



These minimal footprint floor mounted racks are designed to protect masks from particulation and ESD. Special structure enables clean air to flow through rack and keep particles off. Each mask is seated in a separate port. This product can be modified according to mask type. An enclosed version with doors is also available. Fabrication material: 304 stainless steel, electropolished.

Product	LxWxH (mm)	LxWxH (")	Cat. No.
Reticle Mask Storage - 25 slots	240x210x1910	9.5x8.5x75	MSK 25
Reticle Mask Storage - 50 slots	478x210x1910	19x8.5x75	MSK 50
Reticle Mask Storage - 75 slots	710x210x1910	28x8.5x75	MSK 75
Reticle Mask Storage - 100 slots	946x210x1910	37x8.5x75	MSK 100
Reticle Box Storage - 21 slots	750x300x1862	29.5x12x74	BOX 21 RET